


Factsheet 9M 2024

The PKP CARGO S.A. in restructuring Group is an operator of rail freight transport in Poland and the European Union.



Areas of activity of the PKP CARGO S.A. in restructuring Group



20.4 million tons of hard coal transported in 9 months of 2024. A decrease of -26.0% y/y caused by the armed conflict in Ukraine and market saturation in previous years

Reduced aggregate transport by -18.4% by freight mass resulting from, among others, reduced demand, modernisation and downtime in mines and high competition on the market

Increase in intermodal transport by 24.9% in terms of transport work, including within the New Silk Road. Implementation of transports related to the armed conflict in Ukraine

Increase in liquid fuel transport by 20.5% in freight mass due to additional fuel transport from Płock to Ukraine, as well as acquisition of petroleum coke transport.

Increase in chemical product transport by 9.7% in cargo mass due to slow improvement in the market situation, as well as additional execution of fertilizer transport to Ukraine. Greater export transport through sea ports.

Customers

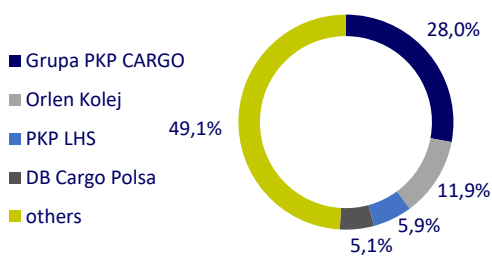
Aggregate production



Rolling stock structure in 9M 2024



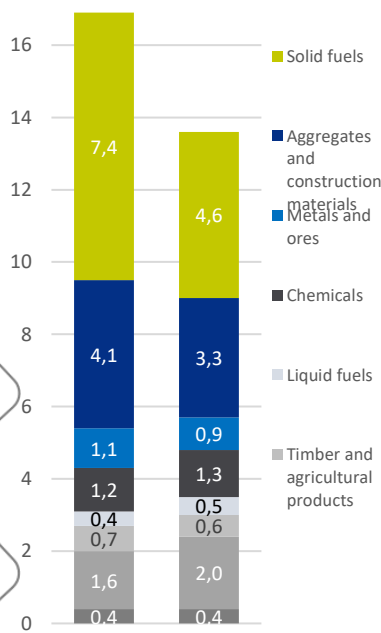
Shares of the PKP CARGO S.A. in restructuring Group in the Polish market in freight turnover



Transport of PKP CARGO S.A. in restructuring Group y/y

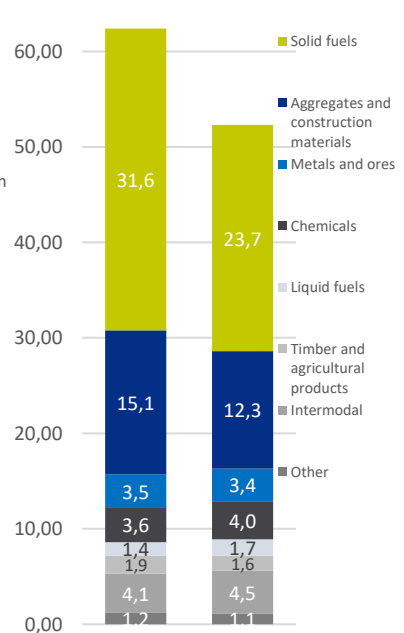
freight turnover, bn tkm

9M 2023 9M 2024




freight volume, m ton

9M 2023 9M 2024

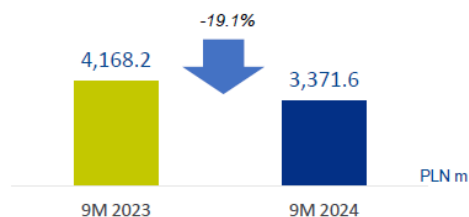


PKP CARGO in restructuring Group employment structure in 9M 2024

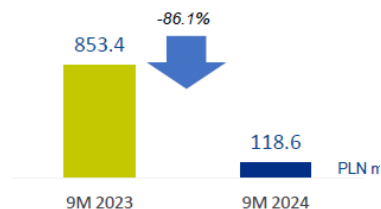
Category	30/09/2024	31/12/2023
HEADCOUNT IN GROUP (IN PERSONS) AS AT:	16,623	19,933
BLUE-COLLAR POSITIONS IN GROUP (IN PERSONS) AS AT:	12,229	15,108
WHITE-COLLAR POSITIONS IN GROUP (IN PERSONS) AS AT:	4,394	4,825
HEADCOUNT IN COMPANY (IN PERSONS) AS AT:	11,223	14,062
BLUE-COLLAR POSITIONS IN COMPANY (IN PERSONS) AS AT:	8,202	10,657
WHITE-COLLAR POSITIONS IN COMPANY (IN PERSONS) AS AT:	3,021	3,405



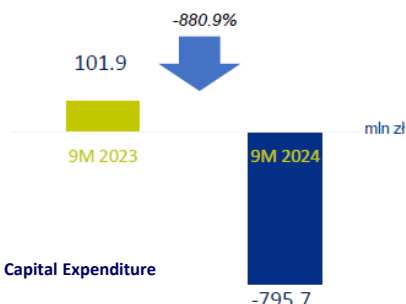
Revenues from contracts with customers



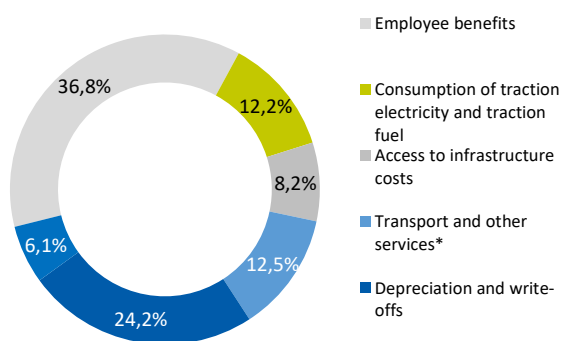
EBITDA



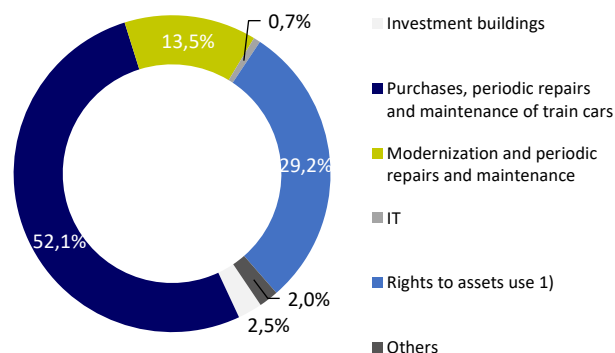
Net profit



PKP CARGO S.A. in restructuring Group Operational Costs



PKP CARGO S.A. in restructuring Group Capital Expenditure



Cash flow (m PLN)	9M 2023	9M 2024
Operational	1,089.6	890.3
Investing	-726.2	-352.1
Financial	-327.6	-293.5

Balance sheet (m PLN)	31.12.2023	30.09.2024
Non current assets	7,030.6	6,743.1
Current assets	1,289.4	1,402.0
Equity	3,202.5	2,348.1
Liabilities	5,117.5	5,797.0

PKP CARGO GROUP in restructuring

[PKP CARGO SERVICE](#)
 [PKP CARGOTABOR](#)
 [PKP CARGO CONNECT](#)
 [CARGOSPED TERMINAL BRANIEWO](#)
[GRUPA PKP CARGO INTERNATIONAL](#)
 [CARGOTOR](#)
 [PKP CARGO TERMINALE](#)

PKP CARGO S.A. in restructuring Shareholders

	Share
PKP S.A.	33,01%
Fundusze zarządzane przez Nationale-Nederlanden PTE S.A	10,03%
Other shareholders	56,96%

Stock Basic Information

Ticker	PKP
Debut date	30.10.2013
No. of stocks	44 786 917
Capitalization as of 30/09/2024	837.5 mln