

Factsheet 1H 2024

The PKP CARGO S.A. Group in restructuring is an operator of rail freight transport in Poland and the European Union.



Areas of activity of the PKP CARGO S.A. Group in restructuring



13.7 million tons of hard coal transported by the end of H1 2024. A 30.9% y/y decrease caused by the armed conflict in Ukraine and market saturation in previous years

Reduced aggregate transport by 14% by freight mass resulting from, among others, reduced demand, modernization and downtime in mines and high competition on the market

Increase in intermodal transport by 36% in terms of transport work, including within the New Silk Road. Implementation of transports related to the armed conflict in Ukraine

Increase in liquid fuel transport by 22.8% in freight mass due to additional transport from Plock to Ukraine, acquisition of petroleum coke transport.

Temporary suspension of grain imports from Ukraine due to congestion at the Dorohusk and Medyka border crossings and farmers' protests.

Customers

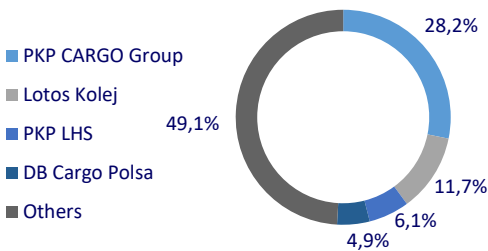
Aggregate production



Rolling stock structure in 1H 2024

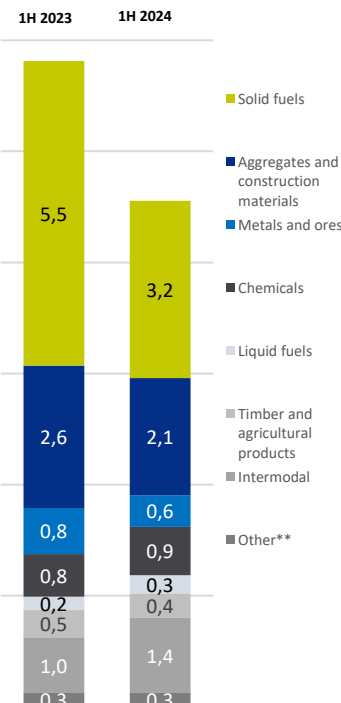


Shares of the PKP CARGO S.A. Group in restructuring in the Polish market in freight turnover

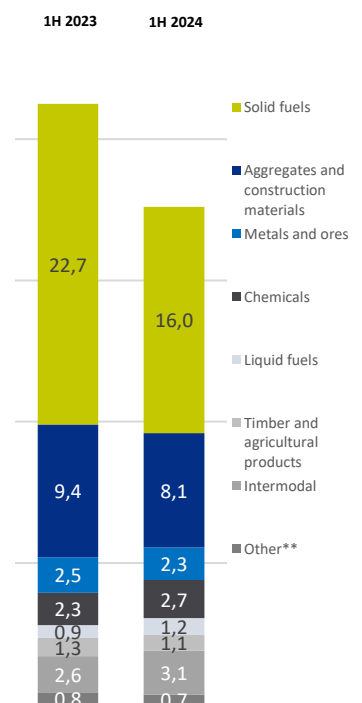


Transport of PKP CARGO S.A. Group in restructuring y/y

freight turnover, bn tkm



freight volume, m ton



PKP CARGO Group employment structure in restructuring in 1H 2024



HEADCOUNT IN GROUP (IN PERSONS) AS AT:

30/06/2024
16,979

31/12/2023
19,933

BLUE-COLLAR POSITIONS IN GROUP (IN PERSONS) AS AT:


30/06/2024
12,620

31/12/2023
15,108

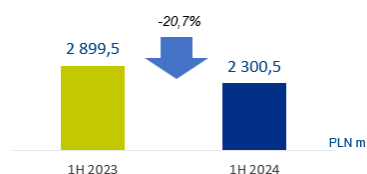
WHITE-COLLAR POSITIONS IN GROUP (IN PERSONS) AS AT:

30/06/2024
4,359

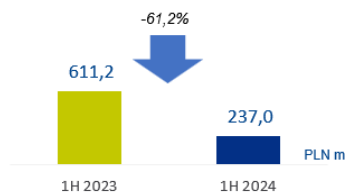
31/12/2023
4,825



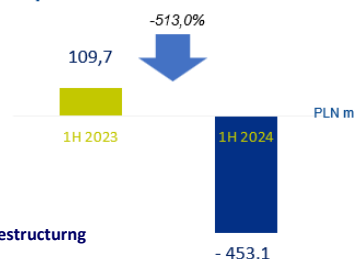
Revenues from contracts with customers



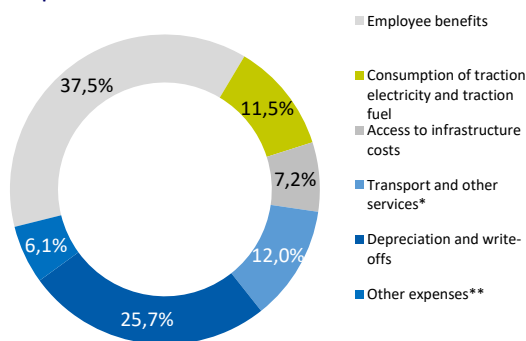
EBITDA



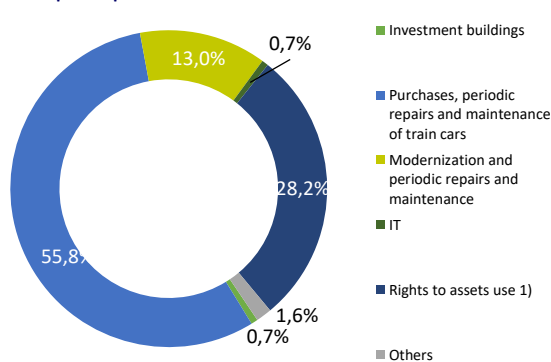
Net profit



PKP CARGO Group in restructuring Operational Costs



PKP CARGO Group in restructuring Capital Expenditure



Cash flow (m PLN)	1H 2023	1H 2024
Operational	695,7	501,7
Investing	- 587,6	- 297,8
Financial	-111,1	- 295,0

Balance sheet (m PLN)	31.12.2023	30.06.2024
Non current assets	7 030,6	6 849,0
Current assets	1 289,4	1 099,7
Equity	3 202,5	2 712,8
Liabilities	5 117,5	5 235,9

PKP CARGO GROUP in restructuring

PKP CARGO SERVICE PKP CARGOTABOR PKP CARGO CONNECT CARGOSPED TERMINAL BRANIEWO
GRUPA PKP CARGO INTERNATIONAL CARGOTOR PKP CARGO TERMINALE

PKP CARGO S.A. in restructuring Shareholders

Shareholder	Share
PKP S.A.	33,01%
Fundusze zarządzane przez Nationale-Nederlanden PTE S.A	10,03%
Allianz Polska OFE	6,93%
Other shareholders	50,03%

Stock Basic Information

Ticker	PKP
Debut date	30.10.2013
No. of stocks	44 786 917
Market Cap	741,7 mln